


KEY STAGE 3 HISTORY

THE NORMANS

Invasion and Conquest

Interactive



WORK BOOKLET

**How did the Norman Invasion and
Conquest change England?**

KEY STAGE 3 HISTORY

Norman Invasion and Conquest Interactive

WORK BOOKLET



Section 1. Norman Invasion

SLIDE 3 Read the learning outcomes.

Learning outcomes are what you will *know and be able to do* after the learning activities in this next section.

I have read the learning outcomes

I understand the learning outcomes I do not understand the learning outcomes [ASK YOUR TEACHER]

SLIDE 6

WHO SHOULD BE THE NEXT KING OF ENGLAND?

20. When did Edward the Confessor die?
21. Who wanted to be the next King of England?
22. Why was he in a good position to be the next king?
23. Why was it going to be difficult for anyone to gain the throne in 1066?
24. Look at the section from the Bayeux tapestry.
Describe what is shown?

	What is shown at these numbered points?
①	
②	
③	25. What church do you think Edward is being buried in? Explain.

Contenders for the throne

26. Complete the table below.

	<i>Harald Hardrada</i>	<i>William of Normandy</i>	<i>Harold Godwinson</i>
Nationality			
Relationship to Edward			

Contenders for the throne

27. For each contender give 2 of their most important strengths and weaknesses. Rate each contender out of 10 for their suitability for being king of England.

Harald Hardrada	
Strengths	Weaknesses



Rating

Harold Godwinson	
Strengths	Weaknesses



Rating

William of Normandy	
Strengths	Weaknesses



Rating

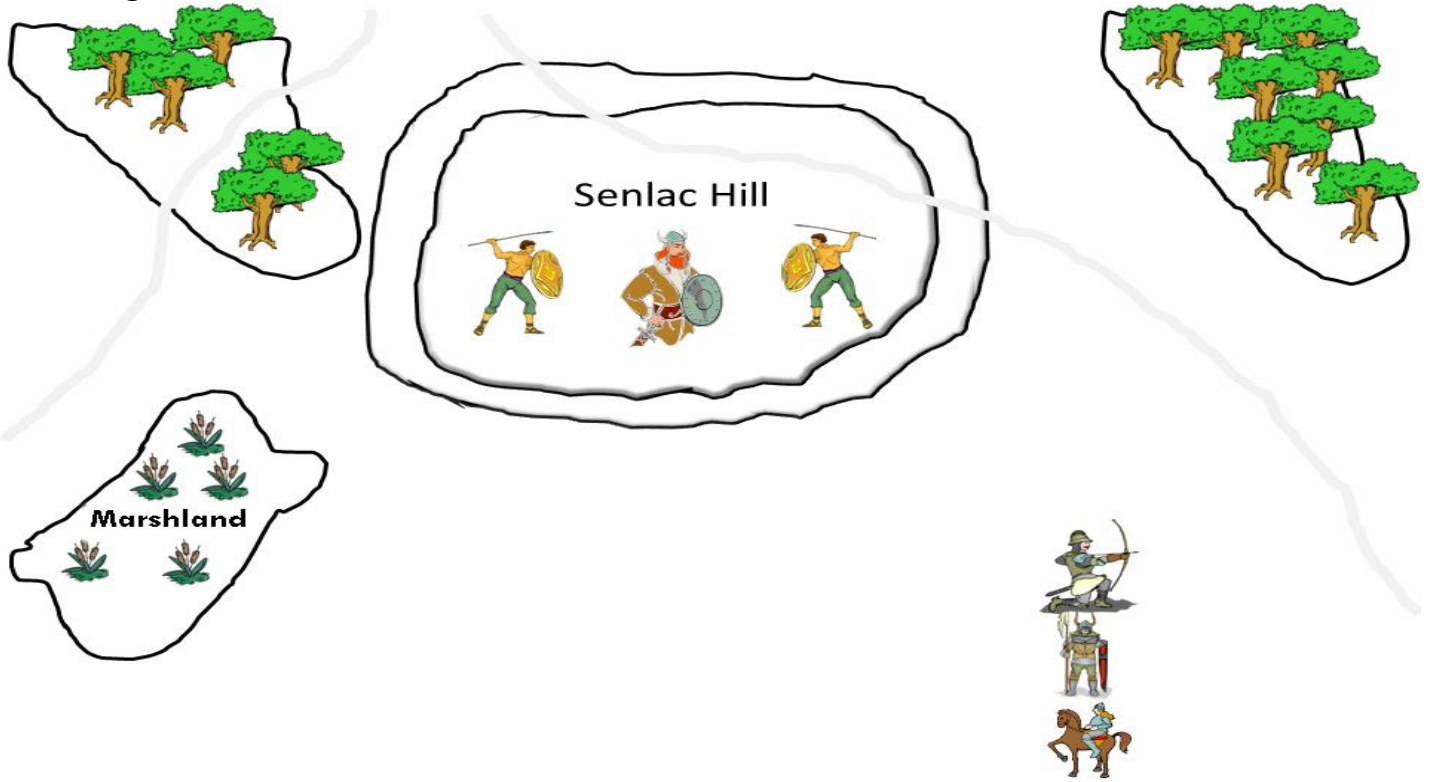
28. The person I would choose as the next King of England is _____.

29. This is because...

THE BATTLE OF HASTINGS: A CLOSER LOOK.

56. Use slides 15 to 17 to complete the diagrams to show what happened at the Battle of Hastings.

Morning



HOW DID KING HAROLD DIE?

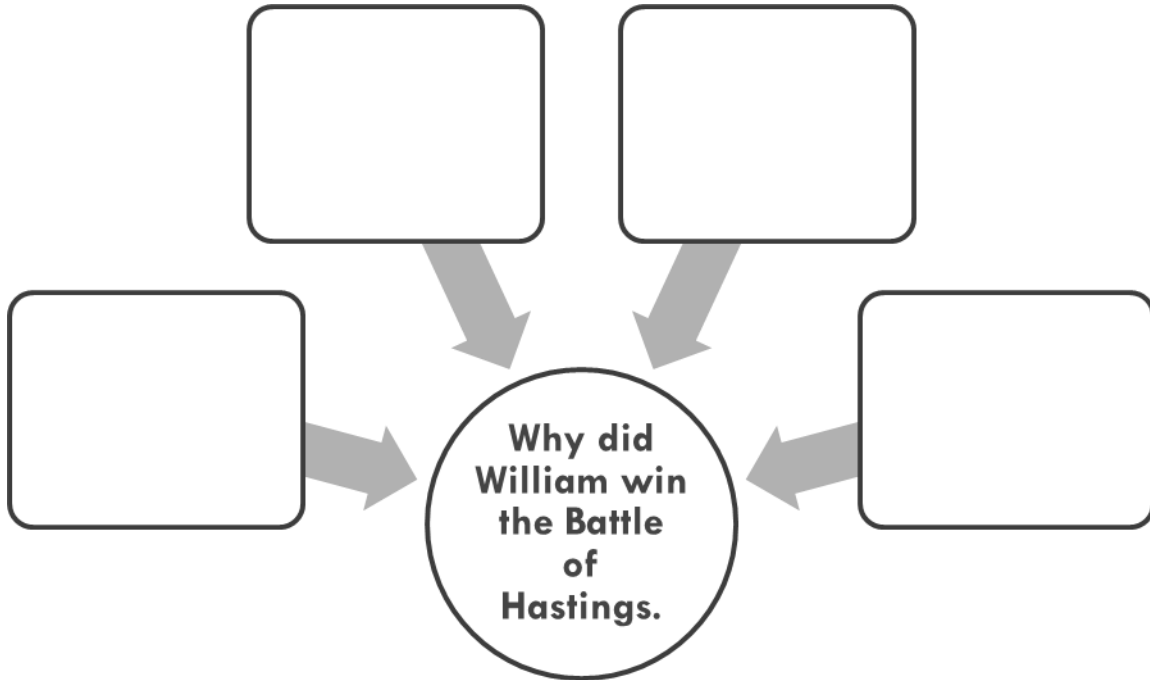
57. Read Sources A and B. Complete the table below.

Source	Written by	Date	How did Harold die?

58. Which source would you trust more and why?

WHY DID WILLIAM WIN THE BATTLE OF HASTINGS?

59. Write down 4 reasons to complete the spider diagram.



Now do test 1. Write your score here

<input type="text"/>	%
----------------------	---

Click on the Homework button. Complete one of the homework tasks.

Section 2. The Norman Conquest

SLIDE 21 Read the learning outcomes.





Learning outcomes are what you will *know and be able to do* after the learning activities in this next section.

I have read the learning outcomes

I understand the learning outcomes I do not understand the learning outcomes [ASK YOUR TEACHER]




HOW DID CASTLES CHANGE?

22. Look at the pictures below. Explain how the new castle designs were different from Motte and Bailey castles.

 <p style="text-align: center;">Shell Keep</p>	 <p style="text-align: center;">Concentric Castles</p>
 <p style="text-align: center;">Stone Keep</p>	 <p style="text-align: center;">Castles as Homes</p>

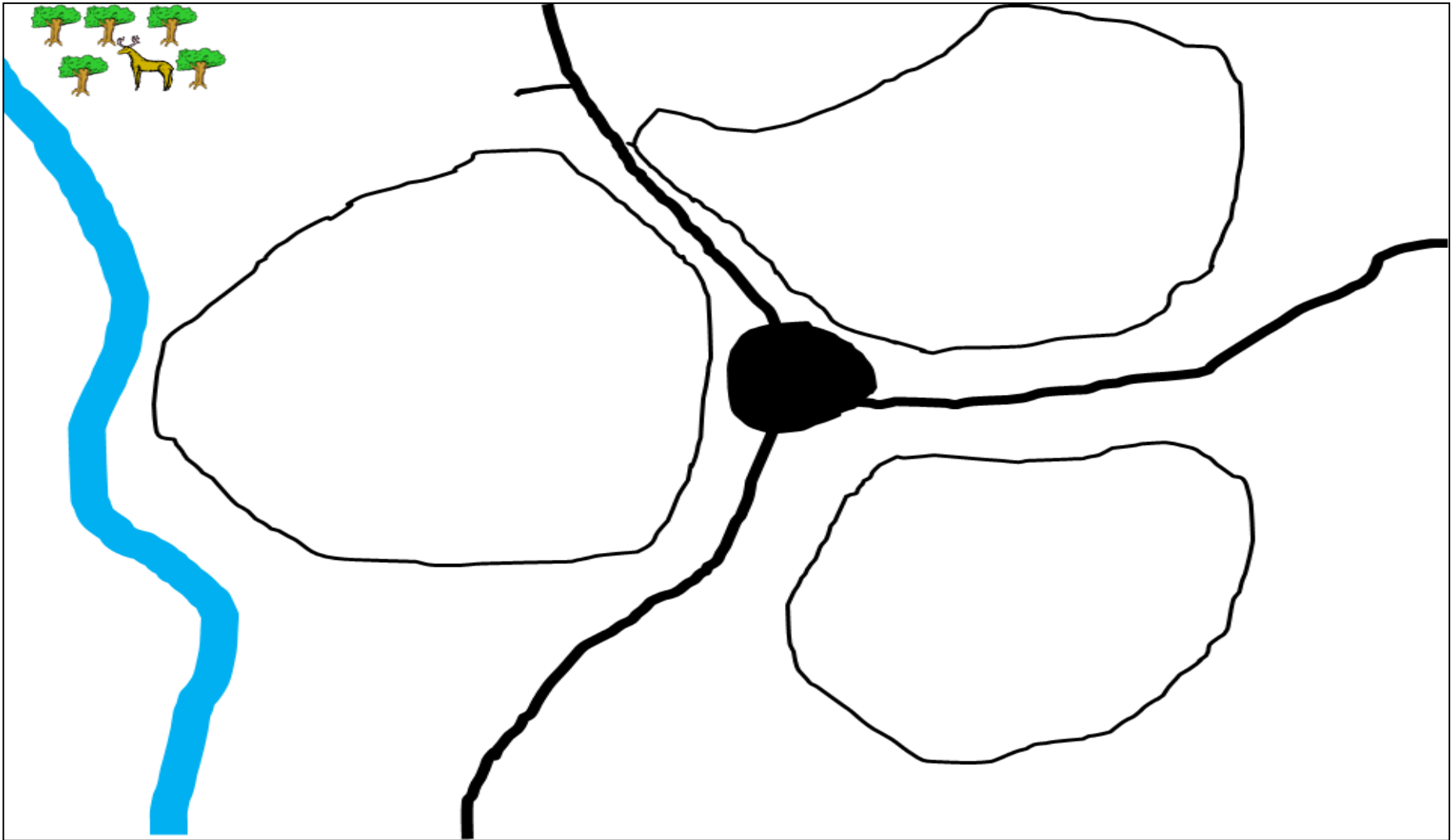
WHAT DID EACH MAN DO FOR HIS LAND?

27. Complete the table below showing what each person in the feudal system did for their land.

	<i>Who were they?</i>	<i>What did they do for their land?</i>
 <p>Barons</p>		
 <p>Knights</p>		
 <p>Peasants</p>		

A NORMAN MANOR

7. Complete the map of a Norman Manor. On your map include:- A Manor House, West Field, North Field, South Field, Common land and Woodland.



8. What does the word manor mean?

9. Who was the Lord of the Manor?

10. Why was land left fallow?

11. Complete the table below to show how land was used on the manor.

Land use	Explain how each of these were used
Manor House	
West Field	
North Field	
South Field	
Common land	
Woodland	

SLIDE 41

WHAT WAS WILLIAM LIKE?

PRIMARY EVIDENCE

Overall Assessment

What did people at the time think about William?



22. Read the opinions about William the Conqueror. Complete the table below.

Source written by	What did they say about William?	Comment. What is your view?

SLIDE 42

WILLIAM: HERO OR VILLAIN?

23. Study the diagram and then complete the table. Use some of your own ideas as well.

Hero	Villain
	

Extension work

Click on the **Information button** for a picture of the William I statue.

Click on the **Advanced button** and answer the task on William's laws.

SLIDE 44

EXAM SKILLS 3: ESSAY WRITING

Using all the evidence you have examined, why do you think the Normans won the Battle of Hastings? [10 marks]

You are expected to write at least 250 words. This is a typical exam question.

Use all the help available to produce the best answer you can.

I used the following help

Writing frame

Peer Assessment sample answer

Mark Scheme

Self-Evaluation Grid

SLIDE 45

REVIEW YOUR LEARNING

The review process is important because it gives you a chance to reflect on what you have learned and then target set for more progress in the future.

Now complete the end of module self assessment grid.

Congratulations you have reached the end of the module.